

2020 RECERTIFICATION

MONTHLY IN-SERVICE
MAY 2019



WHAT YOU SHOULD LEARN TODAY

- **How to better write the Supplemental Report**
 - What needs to be reported
 - Reasons for the report
 - Who should get the report
 - Content of the report
 - Reason for the card
 - Who was involved
 - Time
 - Location
 - Incident description
 - Use the language from the LOTG

Law 5 - The Referee

Powers and Duties

- ...provides the appropriate authorities with a match report, including information on disciplinary action and any other incident that occurred before, during or after the match





SUPPLEMENTAL REFEREE REPORT

Home Team:	_____	Game Date:	_____
Away Team:	_____	Game Number	_____
League/Event:	_____	Field Number	_____
Age/Division:	_____	Venue/Complex	_____

- ☐ Sendoff/Dismissal of ☐ Player ☐ Coach ☐ Team Administrator ☐ Spectator
- ☐ Injury: ☐ Suspected Head Injury ☐ Other Injury
- ☐ Other Incident:

PERSON

Name: _____
Team: _____
ID Number: _____

SEND-OFF OFFENSE (For Player/Substitute Only)

- ☐ Denying the opposing team a goal or an obvious goal-scoring opportunity by:
 - ☐ deliberately handling the ball (DGH)
 - ☐ by an offence punishable by a free kick (DGF)If penalty kick awarded:
 - ☐ offence is holding, pulling or pushing or
 - ☐ offending player does not attempt to play the ball or there is no possibility for the player making the challenge to play the ball
- ☐ Serious foul play (SFP)
- ☐ Spitting (S)
- ☐ Violent conduct (VC)
- ☐ Using offensive, insulting or abusive language and/or gestures (AL)
- ☐ Receiving a second caution in the same match (2CT)
- ☐ Irresponsible Behavior (IB) coach/team administrator only.

DESCRIPTION OF WHAT HAPPENED (Reversed Side)

REFeree INFORMATION

Referee Name: _____ Email: _____ Phone: _____	4 th Off. Name: _____ Email: _____ Phone: _____
AR1 Name: _____ Email: _____ Phone: _____	AR2 Name: _____ Email: _____ Phone: _____

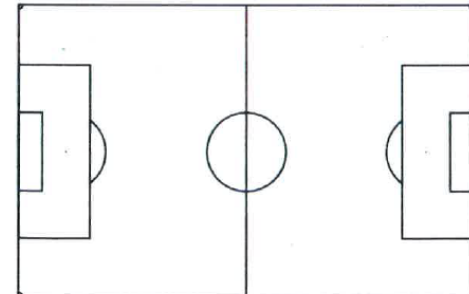
VERIFIED BY REFEREE COORDINATOR:

Name: _____ Phone: _____ Email: _____



SUPPLEMENTAL REFEREE REPORT

DESCRIPTION OF WHAT HAPPENED (PRINT)

[illegible]

Team benches

What Needs to be Reported

- All instances of misconduct on the part of the players, substitutes, team officials, administrators, parents or spectators, and
- All issues that you determine to be adverse to the conduct of the game.

Reasons for the Supplemental Report

- Sending off offenses committed by players, substitutes, substituted players or team officials.
- Serious injury or concussion suffered by a player in which the player card was retained by a trainer.
- Expelling for irresponsible behavior committed by team officials or other occupants of the technical area.
- Verbal and /or physical abuse/assault directed at the referee or other match officials.
- Spectator issues involving outside interference, thrown objects, whistle blown or other problem in the spectator area.
- Falsification of documents.
- Game delays due to weather or any other causes.

Who Should Get the Report

Regular League Play

- Players' and Administrators' Passes should be returned to the team at the end of the match including those of Players, Coaches and Administrators sent off during the match.
- Only in cases of **serious injury, assault, violent conduct or suspected falsification of documents** should a player pass be withheld. In such cases, a **Supplemental Referee Report** detailing the incident and offenses should be prepared.
 1. **Violent Conduct only**: Send the Supplemental Report, Match Report and Player/Administrator/Coach Passes to the respective league within forty-eight (48) hours.
 2. **Assault, referee abuse or suspected Falsification of Documents**: Send the Supplemental Report, Match Report and the Player/ Coach/ Administrator Passes to Cal South at the Cal South office within forty-eight (48) hours. A copy of said reports must also be sent to the respective league within forty-eight (48) hour period.

Who Should Get the Report State/National Cup

- Retain the player/coach pass for all send-off incidents.
- Obtain a blank copy of the Supplemental Report from the site Referee Coordinator.
- Submit the player pass to the Referee Coordinator with the Supplemental Report.

CONTENT OF THE SUPPLEMENTAL REPORT




Offense(s)
and
Incident(s)

The Offense

“Offense”

Classification of the misconduct according to the Laws of the Game:

- Caution
- Send off



Cautionable Offenses

Law 12, p. 105

- **Delaying the restart of play**
- **Dissenting**
- **Entering, re-entering, or deliberately leaving the field without the referee's permission**
- **Failing to respect the required distance**
- **Persistent offenses**
- **Unsporting behavior (Categories on page 106)**
- **Excessively using the review signal**

Send-off Offenses

Law 12, p. 107

- Denying the opposing team a goal or an obvious goal-scoring opportunity (DOGSO) by deliberately handling the ball (this does not apply to the goalkeeper within his or her own penalty area)
- Denying a goal or an obvious goal-scoring opportunity to an opponent whose overall movement is towards the offender's goal by an offense punishable by a free kick
- Serious foul play
- Biting or spitting at someone
- Violent conduct
- Spitting at an opponent or any other person
- Using offensive, insulting, or abusive language and/or gestures
- Receiving a second caution in the same match

The Incident



“Incident”:

What the player/team official did at the time of committing the offense.

How the Incident Should be Described

The incident should be clear and concise:

- Use clear and precise language – Use the language from the LOTG as much as possible.
- State only facts – What you saw.
- Brief but with enough information to enable the appropriate authority to understand what happened.

What the Incident Should Say

- The specific offense from the LOTG.
- Time when the incident occurred (minute in the match)
- Location of the incident (use the field diagram).
- Name of player(s), team official(s) or spectator(s) involved when applicable (including the identity of the opponent, official, person toward whom the misconduct was directed)
- How the incident occurred including:
 - Whether the action occurred during a challenge for the ball
 - Whether the misconduct occurred at a stoppage of play or during play
 - If anyone was injured because of the misconduct

What the Incident Should Say

- The specific words or gestures which were determined to be insulting, offensive, or abusive
- The demeanor of the player/team official during the send off (including any difficulties in implementing the player's removal from the field)
- The subsequent intrusion of any other players (teammates or opponents) during the time the referee is managing the send-off
- A summary of the prior misconduct preceding the second caution for which the player was sent-off

Incident - Don'ts

- **Avoid using vague terms.**
- **Don't bring up hearsay or past experiences unless they are directly related to the incident.**
- **Don't threaten.**
- **Don't put the reader or others on the defensive.**
- **Do not state any personal opinions, speculation, or disciplinary suggestions.**

Incident - Do's

- **Be professional, concise and yet complete.**
- **Write down pertinent information as soon as possible after the game.**
- **Work on writing the correct information.**
- **Coordinate your thoughts with the Assistant Referees when the incident is still in your minds.**

Video Clip Review

Objectives:

1. Identify if there is an offense
2. Recognize the type of offense
3. Discuss in small groups what is the basic information that needs to be in each report.
4. Practice writing the report

Video Analysis

2nd Caution Send-off

In the 82nd minute of the game, German player #17, Jerome Boateng was sent-off and shown the red card for receiving a second caution in the same match. Jerome received his first caution in the 71st minute for unsporting behavior. He committed a direct free kick offense in a reckless manner. He attempted to challenge for the ball near the center circle in his opponent's side and missed the ball hitting his opponent instead on his left leg causing him to lose his balance and unable to keep control of the ball. Jerome was issued his second caution of the game in the 82nd minute for unsporting behavior after committing a direct free kick offense in a reckless manner. A few yards away from AR1, Jerome challenged his opponent sliding from behind with disregard to the danger or consequences for the opponent, contacting with his legs the back of the opponent's legs.


Video Analysis

1st Caution



Video Analysis

2nd Caution & Send-off



Video Analysis

Serious Foul Play

In the (blank) minute, player (name) #3 from the (name of the team) was sent-off and shown the red card for serious foul play. She committed a tackle which endangered the safety of her opponent. The offense was committed near the touchline in the side of AR2, in front of the spectators, and on the attacking side of the field. Using excessive force, player (name) lunged at her opponent #00 from the left side with a straight leg, over the ball, with no opportunity to play the ball, and making contact with cleats exposed to the right knee of the opponent.

Video Analysis

Serious Foul Play



Video Analysis

Violent Conduct

In the 85th minute of the game, Argentine player #17 Nicolas Otamendi was sent off and shown the red card for violent conduct. The offense was committed a few yards away from the penalty arc of the area defended by Argentina towards the far side relative to AR1. Otamendi used excessive force or brutality against Croatian player Ivan Rakitic #7 when not challenging for the ball. He deliberately struck his opponent using the ball as a weapon making contact with his head and his foot making contact with Rakitic's shoulder while his opponent was laying on the ground.

This misconduct occurred in the view of the referee. After the referee stopped the game, the referee took disciplinary action as described above.

Video Analysis

Violent Conduct



Video Analysis

DOGSO



Video Analysis

DOGSO

In the (blank) minute of the game, Switzerland player #6, (name), was sent-off and shown the red card for denying the opposing team an obvious goal-scoring opportunity. The offense was committed inside the penalty arc, about one yard from (name)'s penalty area. (Name) carelessly pushed from the back his opponent #5 (name) who had controlled of the ball, was moving towards goal, was about 19 yards from the goal, and only the goalkeeper, other that (name), remained between the location of the offense and the goal.

SUMMARY

- What needs to be reported in the Supplemental report?
- Do you always retain the player/team official's pass?
- Name at least 4 reasons to prepare a Supplemental report.
- What is an offense?
- What is an incident?
- Mention at least 3 of the Don'ts and 2 of the Do's of an incident?

SUMMARY

- Before completing the report, should the referee confirm all relevant information with the other members of the referee team?
- When completing the report, does the referee need to use language that is specific and concise?
- When reporting the description of an incident, what should the referee be sure to cover as minimum?